

MB

ASPIRATORE VENTILATORE CENTRIFUGO
CENTRIFUGAL FAN



GIRANTE A PALE CURVE AVANTI
FORWARD CURVED BLADES IMPELLER



BASSA PRESSIONE
LOW PRESSURE

Portata/Flow rate:
500 ÷ 30000 m³/h

Pressione/Pressure:
25 ÷ 160 mm H₂O





MB

ASPIRATORE VENTILATORE CENTRIFUGO CENTRIFUGAL FAN



I ventilatori della serie MB sono indicati convogliare aria e fumi, anche leggermente polverosi.

L'esecuzione standard prevede l'utilizzo di coclee con profili bordati, telaio di base, giranti a pale avanti tutti in acciaio al carbonio verniciati e l'installazione di motori elettrici a 4-6-8 poli.

I fluidi trasportati possono raggiungere una temperatura massima di 80°C in esecuzione standard; nel caso di esecuzioni speciali, sono ammessi valori massimi di 180°C.

A richiesta sono disponibili esecuzioni in acciaio inossidabile; i ventilatori della serie MB sono fornibili anche in conformità alla direttiva ATEX (94/9/CE).

MB series blowers are suitable for moving air and exhaust smokes, even if slightly dusty.

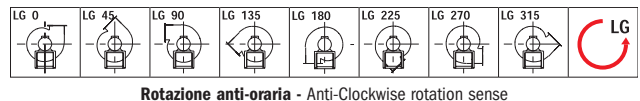
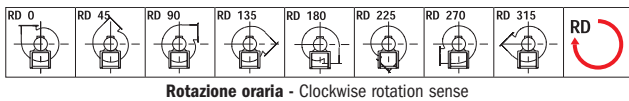
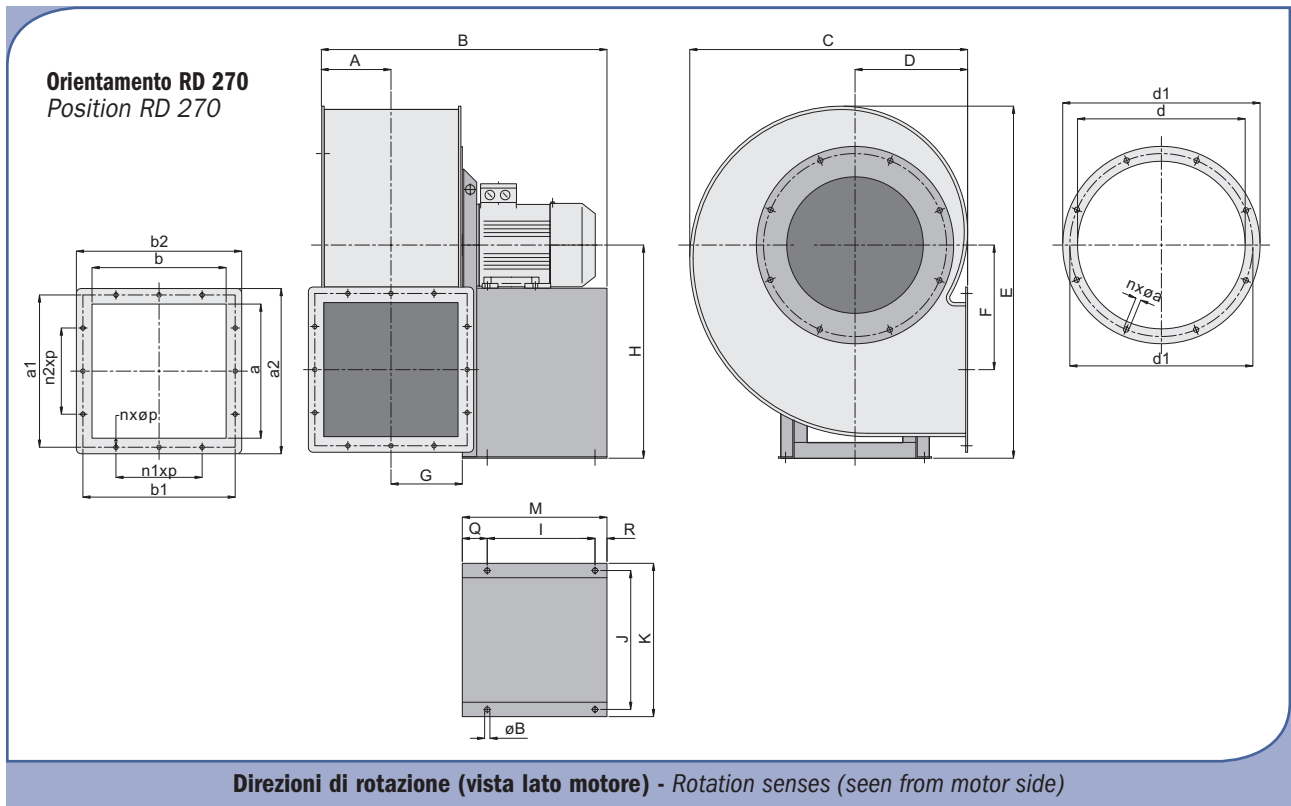
Standard execution blowers are provided with carbon steel edged casings, base frames, forward blades impellers and 4-6-8 poles electrical motors.

Transported fluids can reach maximum temperature of 80°C for standard executio; for special executions maximum values of 180°C are allowed.

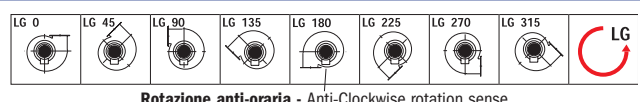
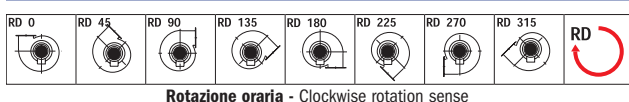
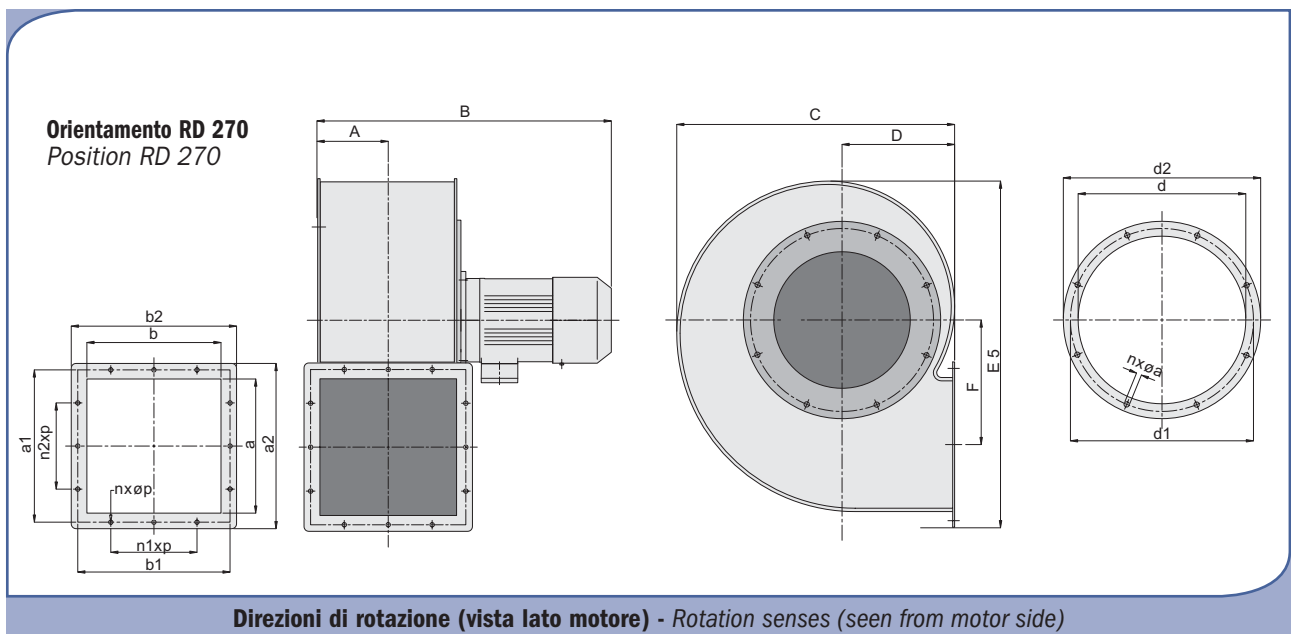
On demand, special stainless steel execution are available; MB blowers are available also according to ATEX directive (94/9/CE).



Esecuzione 4 (con basamento) - Arrangement 4 (with base frame)



Esecuzione 5 - Arrangement 5



DIMENSIONI D'INGOMBRO

OVERALL DIMENSIONS



Peso ventilatore in Kgf (completo di motore) - Weight of ventilator (complete with motor)

Nota: Quota B indicativa - Note: B quote indicative

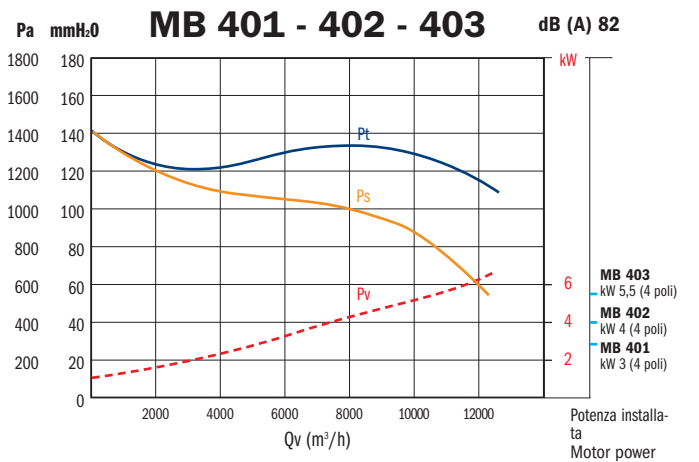
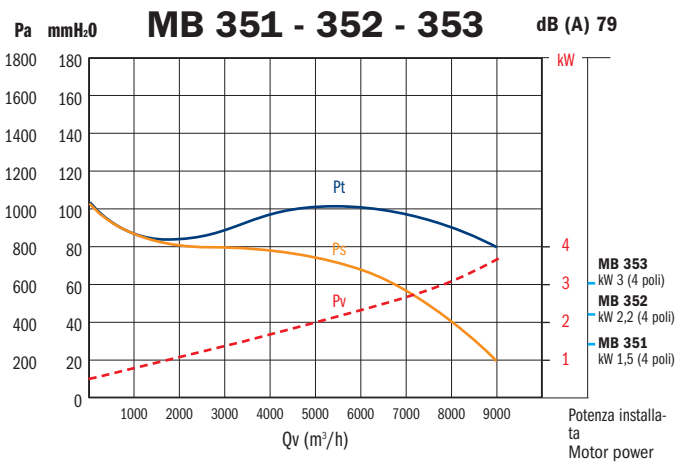
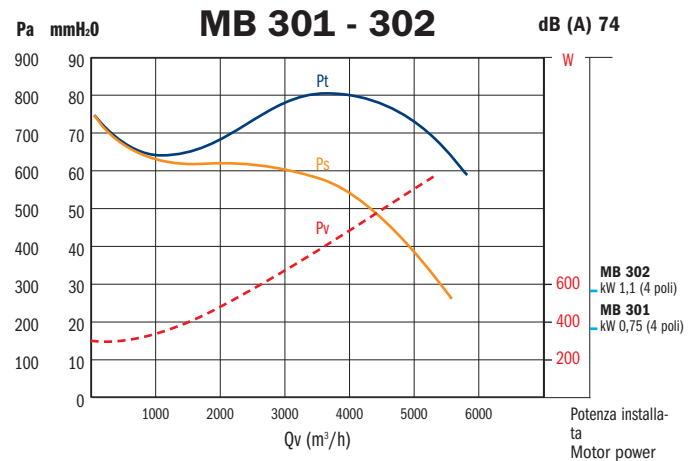
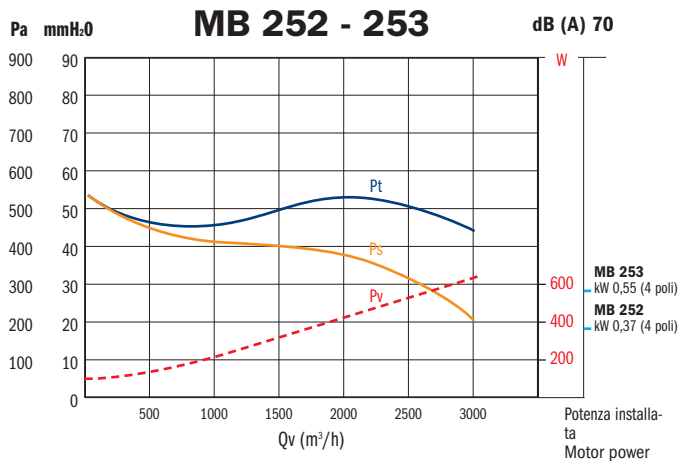
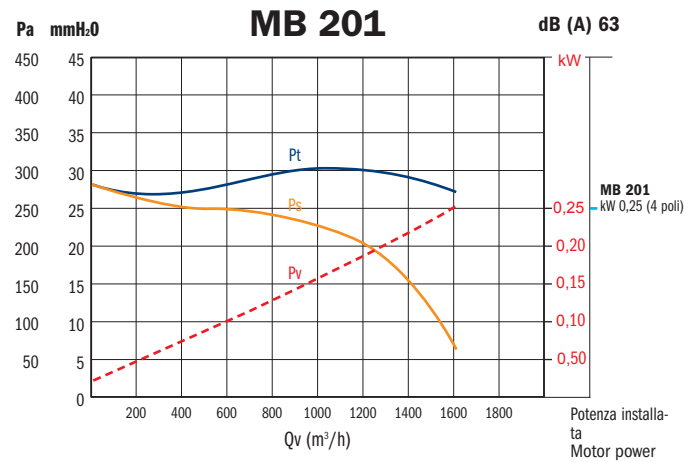
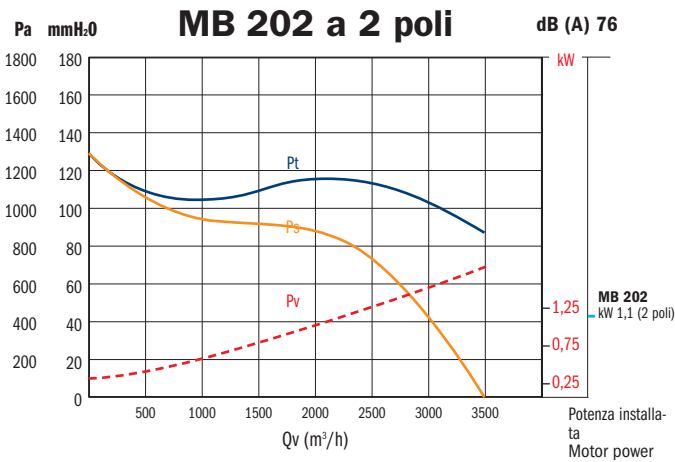
TIPO - TYPE		kW inst.	PESO WEIGHT	VENTILATORE FAN								BASAMENTO BASE							
VENTILATORE FAN	MOTORE MOTOR			kgf	A	B	C	D	E	E5	F	G	H	I	J	K	M	Q	R
MB 201	71 M4	0,25			383														
MB 202	90 S4	1,1	22	86	407	340	155	425	415	140	86	260	135	230	255	210	50	25	11
MB 252	71 M4	0,37																	
MB 253	80 M4	0,55	26	106	461	420	175	525	515	180	106	320	175	230	255	250	50	25	11
MB 254	71 M6	0,75																	
MB 301	80 M4	0,75			501														
MB 302	90 S4	1,1	36	126	536	500	205	625	615	220	126	380	175	230	255	250	50	25	11
MB 303	71 M6	0,37			501														
MB 351	90 L4	1,5			597														
MB 352	100 L4	2,2	60	146	577	580	235	735	715	260	146	445	225	290	320	305	55	25	11
MB 353	100 L4	3			577														
MB 354	90 S6	0,75			597														
MB 401	100 L4	3																	
MB 402	112 M4	4	110	166	712	660	265	835	830	300	166	505	300	340	370	380	55	25	13
MB 403	132 S4	5,5																	
MB 404	100 L6	1,5																	
MB 451	132 S4	5,5			814														
MB 452	132 L4	7,5	190	188	814	740	295	935	920	340	188	565	360	390	420	440	55	25	13
MB 453	160 M4	11			855														
MB 454	132 S6	2,2			814														
MB 455	132 S6	3			814														
MB 501	132 M6	4			856														
MB 502	132 M6	5,5	200	210	856	820	325	1040	1020	380	210	625	360	400	440	440	55	25	13
MB 503	160 M6	7,5			897														
MB 504	112 M8	2,2			856														
MB 505	132 S8	3			856														
MB 551	132 M6	5,5																	
MB 552	160 M6	7,5	240	230	956	910	365	1140	1120	410	230	685	420	400	440	500	55	25	13
MB 553	160 L6	11																	
MB 554	132 M8	3																	
MB 555	160 M8	5,5																	
MB 601	160 M6	7,5			996														
MB 602	160 L6	11	330	250	996	990	395	1240	1205	445	250	745	420	440	480	500	55	25	13
MB 603	180 L6	15			1102														
MB 604	160 M8	5,5			996														
MB 605	160 L8	7,5			996														

TIPO - TYPE	FLANGIA ASPIRANTE INLET FLANGE					FLANGIA PREMENTE OUTLET FLANGE										
	VENTILATORE FAN	d	d ₁	d ₂	n°	øa	a	b	a ₁	b ₁	a ₂	b ₂	n _{1xp}	n _{2xp}	n°	øp
MB 201		200	232	260	8	11	160	160	192	192	215	215	1x90	1x90	8	11
MB 202																
MB 252		250	282	310	8	11	200	200	232	232	255	255	1x90	1x90	8	11
MB 253																
MB 254																
MB 301		300	332	362	8	11	240	240	272	272	295	295	2x90	2x90	12	11
MB 302																
MB 303																
MB 351		350	382	412	8	11	280	280	318	318	345	345	2x90	2x90	12	11
MB 352																
MB 353																
MB 354																
MB 401		400	432	462	8	11	320	320	358	358	385	385	2x100	2x100	12	11
MB 402																
MB 403																
MB 404																
MB 451		450	482	515	8	11	360	360	400	400	425	425	3x100	3x100	16	11
MB 452																
MB 453																
MB 454																
MB 455																
MB 501		500	532	565	8	10	400	400	440	440	465	465	3x100	3x100	16	11
MB 502																
MB 503																
MB 504																
MB 505																
MB 551		550	582	615	8	11	440	440	480	480	516	516	4x100	4x100	20	11
MB 552																
MB 553																
MB 554																
MB 555																
MB 601		600	632	665	8	11	480	480	520	520	556	556	4x100	4x100	20	11
MB 602																
MB 603																
MB 604																
MB 605																



DIRETTAMENTE ACCOPPIATI CON MOTORE A 4/6/8 POLI

DIRECT CONNECTION FOR 4/6/8 POLES MOTORS

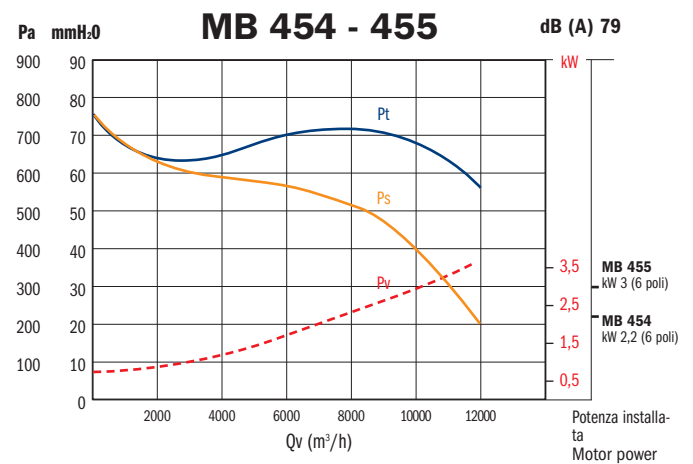
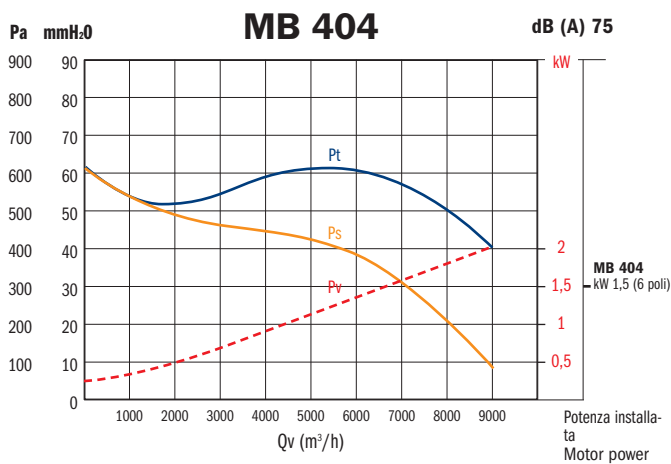
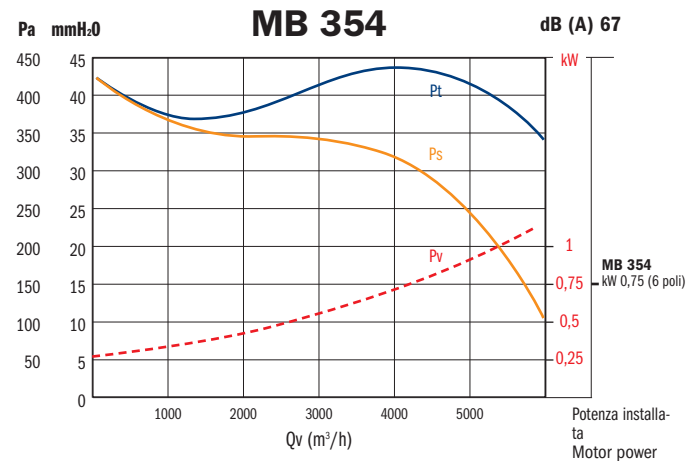
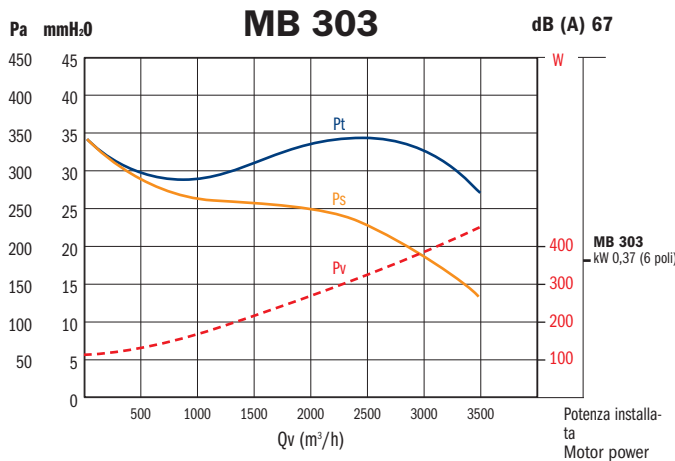
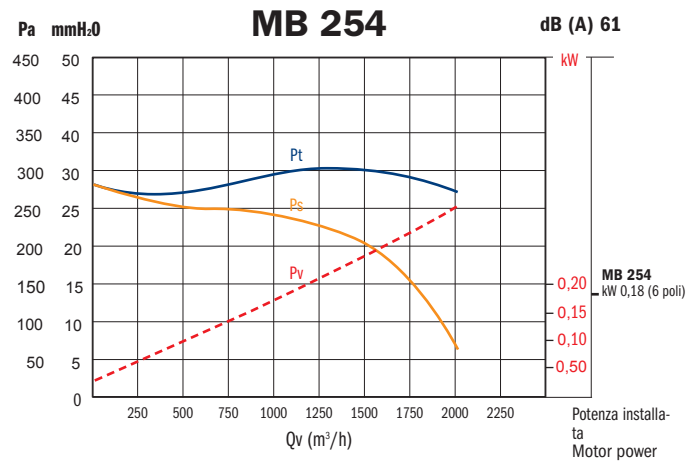
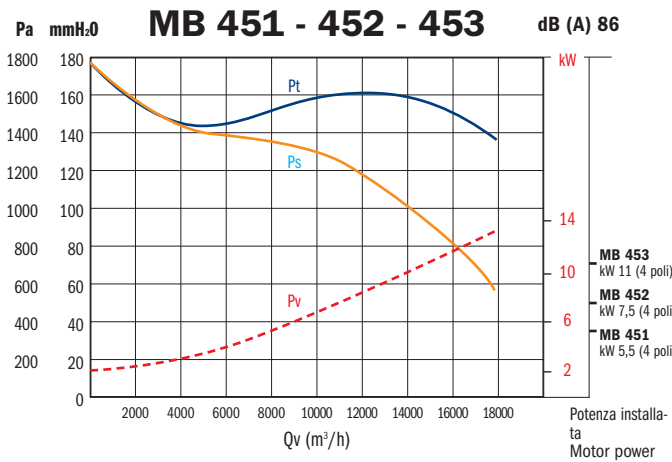


Valori riferiti a: / *Datas referring to:* T=15°C; P=1 atm

— Pt= Pressione totale - Total pressure — Ps= Pressione statica - Statical pressure - - - Pv= Potenza assorbita - Absorbed power

DIRETTAMENTE ACCOPPIATI CON MOTORE A 4/6/8 POLI

DIRECT CONNECTION FOR 4/6/8 POLES MOTORS



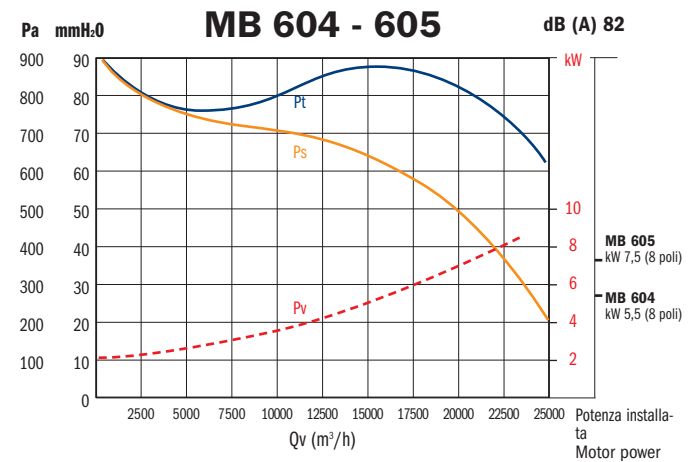
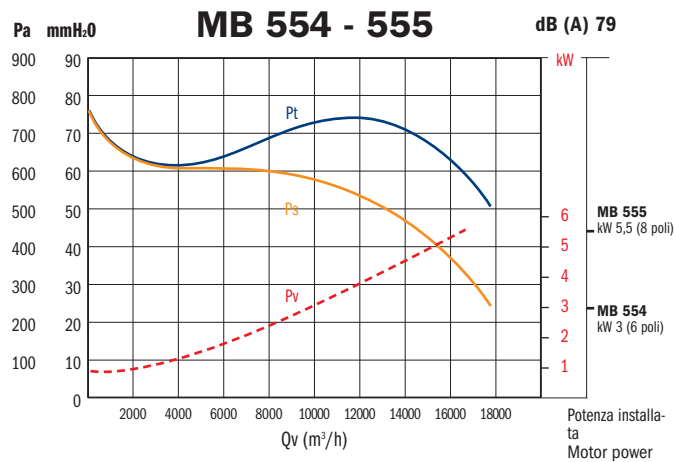
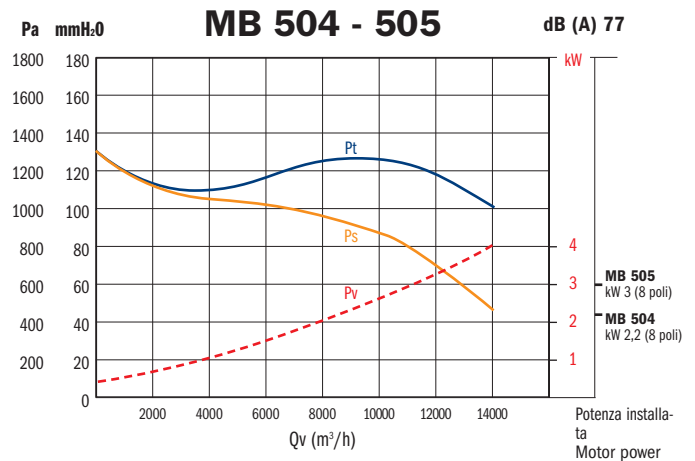
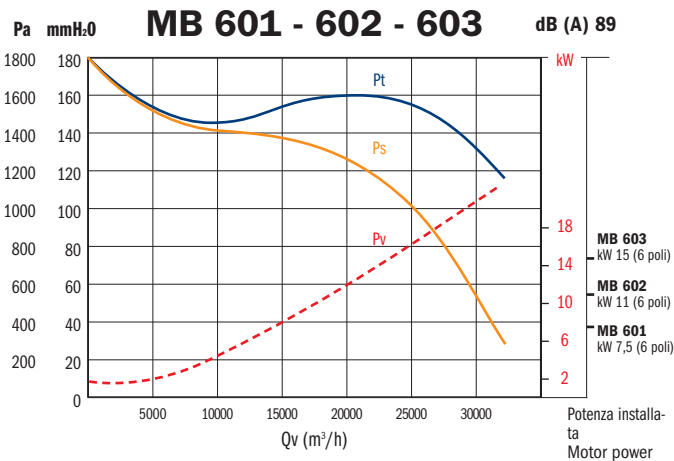
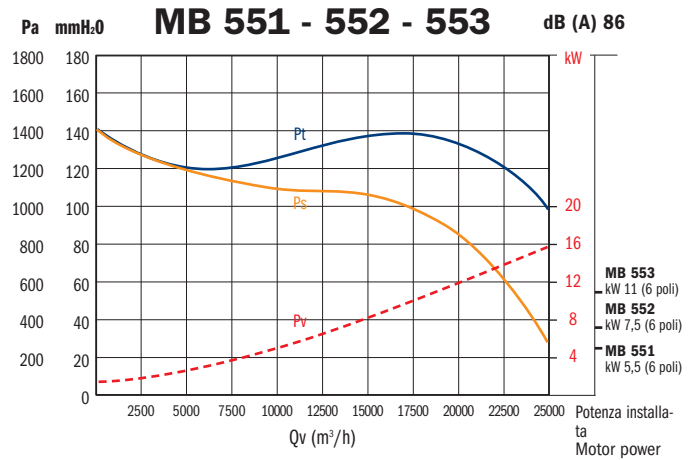
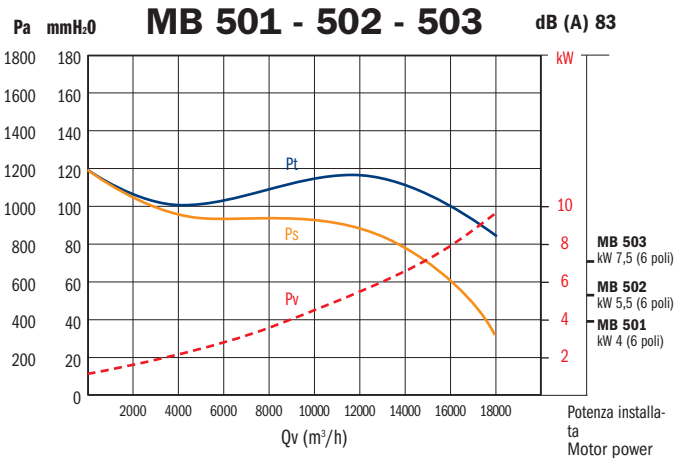
Valori riferiti a: / Datas referring to: **T=15°C; P=1 atm**

— Pt= Pressione totale - Total pressure — Ps= Pressione statica - Statical pressure - - - Pv= Potenza assorbita - Absorbed power



DIRETTAMENTE ACCOPPIATI CON MOTORE A 4/6/8 POLI

DIRECT CONNECTION FOR 4/6/8 POLES MOTORS




Valori riferiti a: / Datas referring to: T=15°C; P=1 atm

— Pt= Pressione totale - Total pressure — Ps= Pressione statica - Statical pressure - - - Pv= Potenza assorbita - Absorbed power

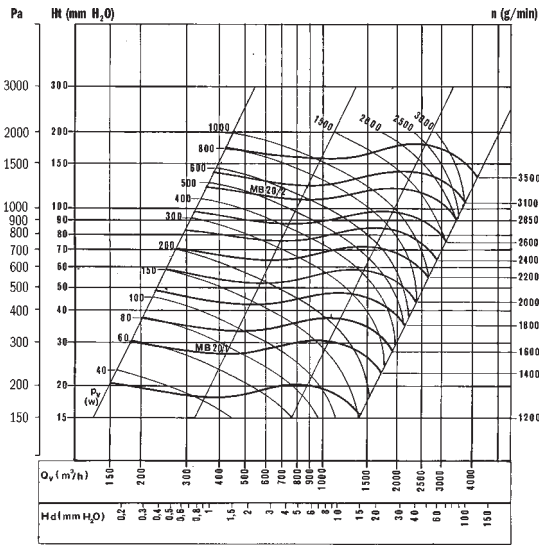
MB

PRESTAZIONI VENTILATORI A TRASMISSIONE
BELT DRIVEN FANS PERFORMANCES

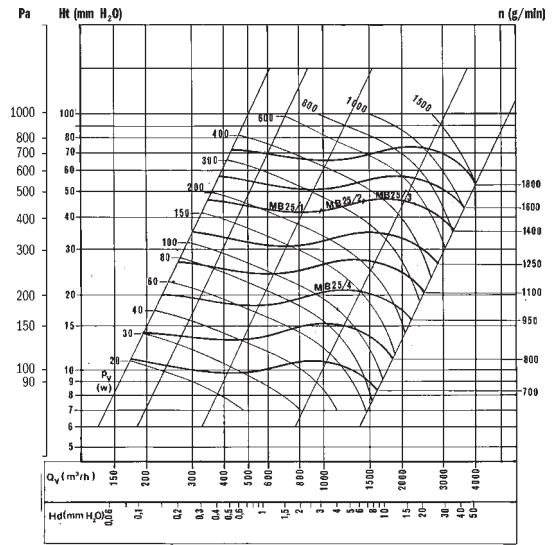




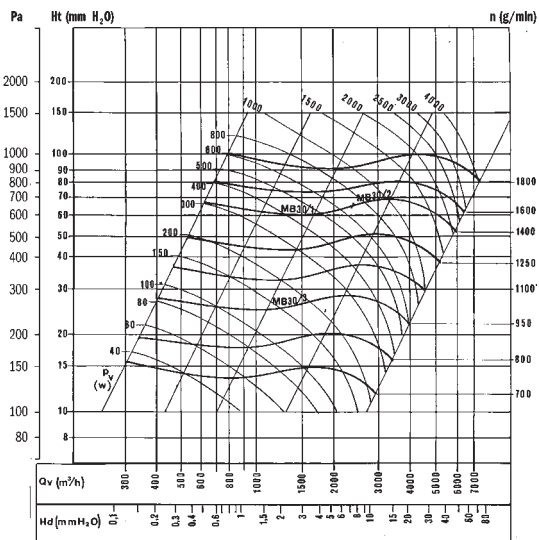
PRESTAZIONI VENTILATORI A TRASMISSIONE BELT DRIVEN FANS PERFORMANCES



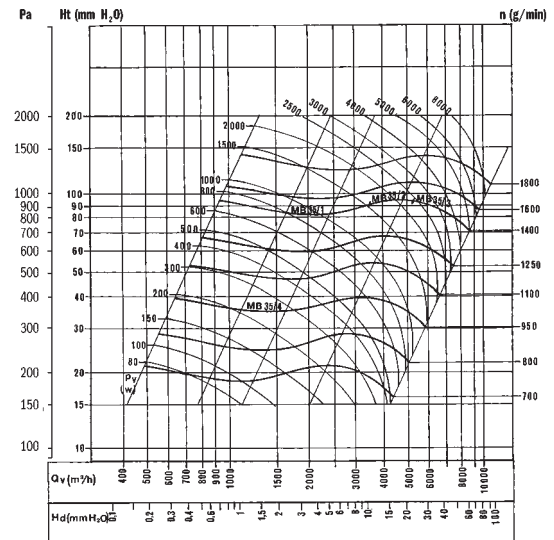
MB 200/T



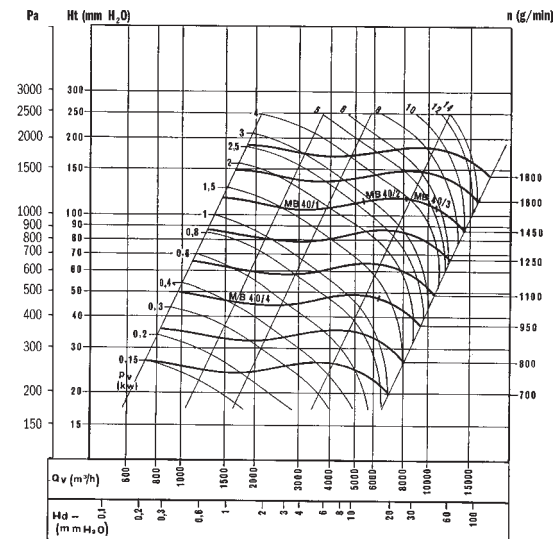
MB 250/T



MB 300/T



MB 350/T



MB 400/T

